



Diesel generator set KTA38 series engine



900 kVA - 1250 kVA 50 Hz

810 kW - 1020 kW 60 Hz

Description

This Cummins® commercial generator set is a fully integrated power generation system, providing optimum performance, reliability, and versatility for stationary Standby, Prime Power, and Continuous duty applications.

Features

Cummins heavy-duty engine - Rugged 4-cycle industrial diesel delivers reliable power, low emissions and fast response to load changes.

Permanent Magnet Generator (PMG) - Offers enhanced motor starting and fault clearing short circuit capability.

Alternator - Several alternator sizes offer selectable motor starting capability with low reactance 2/3 pitch windings; low waveform distortion with non-linear loads, fault clearing short-circuits capability, and class H insulation.

Cooling system - Standard integral set-mounted radiator system, designed and tested for rated ambient temperatures, simplifies facility design requirements for rejected heat.

Control system - Standard PowerCommand® electronic control provides total system integration including remote start/stop, precise frequency and voltage regulation, alarm and status message display, AmpSentry™ protection, output metering, auto-shutdown.

Enclosures - Optional sound attenuated enclosure is available.

Motorized circuit breaker - Optional 3 or 4 pole motorized circuit breaker available.

Warranty - Backed by a comprehensive warranty and worldwide distributor network.

ISO 8528-5 G3 Capable – Refer to factory for site and configuration specific transient performance classification

Model	Standby rating		Prime rating		Data sheets	
	50 Hz kVA (kW)	60 Hz kW (kVA)	50 Hz kVA (kW)	60 Hz kW (kVA)	50 Hz	60 Hz
C1100D5B	1132 (906)		1029 (823)		DS372-CPGK	
C1000D6B		1020 (1276)		928 (1160)		DS370-CPGK
C1000D5B	1000 (800)		900 (720)		EMERD-6068	
C900D6B		900 (1125)		810 (1013)		EMERD-6069
C1250D5AB	1250 (1000)		1125 (900)		D-6610	

Generator set specifications

Governor regulation class	ISO 8528
Voltage regulation, no load to full load	± 0.5%
Random voltage variation	± 0.5%
Frequency regulation	Isochronous
Random frequency variation	± 0.25%
EMS compatibility	EN61000-4-6/EN61000-6-2

Engine specifications

Design	4 cycle, in-line, turbocharged and after cooled
Bore	159 mm (6.25 in.)
Stroke	159 mm (6.25 in.)
Displacement	38 L (2300 in ³)
Cylinder block	12 cylinder vee formation, direct injection, four-cycle diesel engine
Battery capacity	890 amps at ambient temperature 32 °F (0 °C)
Battery charging alternator	55 amps
Starting voltage	24 volts, negative ground
Fuel system	Direct injection
Fuel filter	Dual spin on paper element fuel filters with standard water separator
Air cleaner type	Dry replaceable element
Lube oil filter type(s)	Spin-on paper element full flow and bypass lube oil filters
Standard cooling system	104 °F (40 °C) ambient radiator

Alternator specifications

Design	Brushless, 4 pole, drip-proof revolving field
Stator	2/3 pitch
Rotor	Direct coupled by flexible disc
Insulation system	Class H
Standard temperature rise	150 °C Standby
Exciter type	Permanent Magnet Generator (PMG)
Phase rotation	A (U), B (V), C (W)
Alternator cooling	Direct drive centrifugal blower fan
AC waveform Total Harmonic Distortion (THDV)	No load < 1.5%. Non distorting balanced linear load < 5%
Telephone Influence Factor (TIF)	< 50%
Telephone Harmonic Factor (THF)	< 2%

Available voltages

50 Hz Line – Neutral/Line – Line

- 127/220
- 220/380
- 230/400
- 240/416
- 255/440

60 Hz Line – Neutral/Line – Line

- 120/208
- 127/220
- 220/380*
- 230/400
- 240/416
- 255/440
- 277/480

*Derate may be applicable at this voltage. Please consult factory for details.

Generator set options

Engine

- Heavy duty air filter
- Water jacket heater 220/240 V

Cooling

- Antifreeze 50/50 (Ethylene glycol)
- Optional 50 °C cooling radiator

Alternator

- Alternator heater

Control panel

- 3 pole main circuit breaker
- 4 pole main circuit breaker
- PowerCommand 3.3 MLD

Warranty

- 2 years for Prime application
- 5 years for Standby application
- 10 years for major components

Silencer

- 9 dB attenuation critical silencer
- 25 dB residential delivered loose

Base frame

- 1000L integrated Fuel Tank

Enclosure

- Sound attenuated enclosure

*Note: Some options may not be available on all models - consult factory for availability.

Our energy working for you.™

©2022 Cummins Inc. | SS15-CPGK.DOCX (12/22)

power.cummins.com

PowerCommand 3.3 (MLD) control system

The PowerCommand 3.3 control system is an integrated microprocessor based generator set control system providing voltage regulation, engine protection, alternator protection, operator interface and isochronous governing.

AmpSentry – Includes integral AmpSentry protection, which provides a full range of alternator protection functions that are matched to the alternator provided.

Power management – Control function provides battery monitoring and testing features and smart starting control system.

Advanced control methodology – Three phase sensing, full wave rectified voltage regulation, with a PWM output for stable operation with all load types.

Communications interface – Control comes standard with PCCNet and Modbus interface.

Regulation compliant – Prototype tested: UL, CSA, UKCA and CE compliant.

Service – InPower™ PC-based service tool available for detailed diagnostics, setup, data logging and fault simulation.

Reliable design – The control system is designed for reliable operation in harsh environment.

Multi-language support

Operator panel features

Operator panel features – The operator panel, in addition to the alternator, displays the Utility/AC Bus data.

Operator/display functions

- 320 x 240 pixels graphic LED backlight LCD
 - Auto, manual, start, stop, fault reset and lamp test/panel lamp switches
- Alpha-numeric display with pushbuttons
- LED lamps indicating genset running, remote start, not in auto, common shutdown, common warning, manual run mode, auto mode and stop

Paralleling control functions

- Digital frequency synchronization and voltage matching
- Isochronous kW and kVar load sharing controls
- Droop kW and kVar control
- Sync check
- Extended paralleling (Peak Shave/Base Load)
- Digital power transfer control (AMF) provides load transfer operation in open or closed transition or soft (ramping) transfer mode

Alternator data

- Line-to-Neutral and Line-to-Line AC volts
- 3-phase AC current
- Frequency
- kW, kVar, power factor kVA (three phase and total)

Engine data

- DC voltage
- Engine speed
- Lube oil pressure and temperature
- Coolant temperature
- Comprehensive FAE data (where applicable)

Other data

- Genset model data
- Start attempts, starts, running hours, kW hours

- Load profile (operating hours at % load in 5% increments)
- Fault history
- Data logging and fault simulation (requires InPower)

Standard control functions

Digital governing (optional)

- Integrated digital electronic isochronous governor
- Temperature dynamic governing

Digital voltage regulation

- Integrated digital electronic voltage regulator
- 3-phase, 4-wire Line-to-Line sensing
- Configurable torque matching

AmpSentry AC protection

- AmpSentry protective relay
- Over current and short circuit shutdown
- Over current warning
- Single and three phase fault regulation
- Over and under voltage shutdown
- Over and under frequency shutdown
- Overload warning with alarm contact
- Reverse power and reverse Var shutdown
- Field overload

Engine protection

- Battery voltage monitoring, protection and testing
- Over speed shutdown
- Low oil pressure warning and shutdown
- High coolant temperature warning and shutdown
- Low coolant level warning or shutdown
- Low coolant temperature warning
- Fail to start (over crank) shutdown
- Fail to crank shutdown
- Cranking lockout
- Sensor failure indication
- Low fuel level warning or shutdown
- Fuel-in-rupture-basin warning or shutdown
- Full authority electronic engine protection

Control functions

- Time delay start and cool down
- Real time clock for fault and event time stamping
- Exerciser clock and time of day start/stop
- Data logging
- Cycle cranking
- Load shed
- Configurable inputs and outputs (4)
- Remote emergency stop

Options

- Auxiliary output relays (2)

Masterless Load Demand (MLD)

- Load dependent start/stop of multi-gen system
- Predictive load input
- Run hour equalization



PowerCommand 3.3 control operator/display panel

Emergency Standby Power (ESP):

Applicable for supplying power to varying electrical load for the duration of power interruption of a reliable utility source. Emergency Standby Power (ESP) is in accordance with ISO 8528. Fuel Stop power in accordance with ISO 3046, AS 2789, DIN 6271 and BS 5514.

Limited-Time Running Power (LTP):

Applicable for supplying power to a constant electrical load for limited hours. Limited-Time Running Power (LTP) is in accordance with ISO 8528.

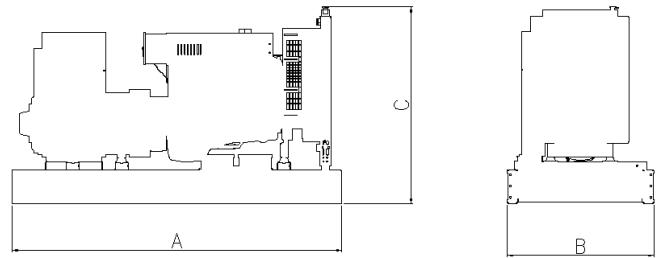
Prime Power (PRP):

Applicable for supplying power to varying electrical load for unlimited hours. Prime Power (PRP) is in accordance with ISO 8528. Ten percent overload capability is available in accordance with ISO 3046, AS 2789, DIN 6271 and BS 5514.

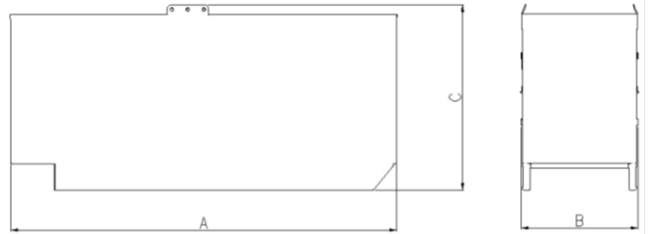
Base Load (Continuous) Power (COP):

Applicable for supplying power continuously to a constant electrical load for unlimited hours. Continuous Power (COP) in accordance with ISO 8528, ISO 3046, AS 2789, DIN 6271 and BS 5514.

Open set



Enclosed Set



This outline drawing is to provide representative configuration details for model series only.




See respective model data sheet for specific model outline drawing number.

Do not use for installation design

Model	Open set				Enclosed set			
	Dim 'A' (mm)	Dim 'B' (mm)	Dim 'C' (mm)	Set weight* dry (kg)	Dim 'A' (mm)	Dim 'B' (mm)	Dim 'C' (mm)	Set weight* dry (kg)
C1100D5B	4478	1682	2211	8180	7136.6	2174.6	2447	12267
C1000D6B	4478	1682	2211	8180	7136.6	2174.6	2447	12267
C1000D5B	4478	1682	2211	7874	7136.6	2174.6	2447	11961
C900D6B	4478	1682	2211	7874	7136.6	2174.6	2447	11894
C1250D5AB	4478	1682	2211	8586	7136.6	2174.6	2447	12673

* Note: Weights represent a set with standard features. See outline drawings for weights of other configurations.

Codes and standards

	This generator set is designed in facilities certified to ISO 9001 and manufactured in facilities certified to ISO 9001 or ISO 9002.		The CE marking is only valid when equipment is used in a fixed installation application. Material compliance declaration is available upon request.
2000/14/EC	All enclosed products are designed to meet or exceed EU noise legislation 2000/14/EC step 2006.		The UKCA marking is only valid when equipment is used in a fixed installation application. Material compliance declaration is available upon request.
ISO 8528	This generator set has been designed to comply with ISO 8528 standards.		

For more information contact your local Cummins distributor or visit power.cummins.com

Our energy working for you.™

